




Grant County Sheriff's Office
 Todd McKinley, Sheriff
 205 South Humbolt
 Canyon City, OR 97820
 Phone (541) 575-1131
 Fax (541) 575-2580
 Jail (541) 575-1134



03/01/2023

The following documents were generated in regards to Senate Bill 498 regarding (AIC) Adult in custody phone services. This bill requires reports be made available to the public. SB-498 requires quarterly expense reports from the AIC fund and a breakdown of all the commission received from the AIC phone system.

Currently Grant County Jail contracts with Encartele Inc. for AIC phone services. The commission reports show the breakdown of the revenue received. The QuickBooks detail report shows the AIC account expenditures.

Overview,

Quarterly Phone revenue (see the following reports for detail)

Total Monthly commission	October 2022	\$754.35
Total Monthly commission	November 2022	\$1,065.04
Total Monthly commission	<u>December 2022</u>	<u>\$884.55</u>
Total Quarterly profit.		\$2,703.94

Total Quarterly Data Sold **Megabytes: 20,029.72**

25 Megabytes cost an AIC \$7.50 which buys them 40 voice minutes. This calculates to .1875 cents per min.

The other document available is a "Commissary quarterly expenditure report" The Expenditure report shows what was bought with the commissary profits.

If you have questions regarding this data feel free to email or call one of the Jail Sergeant.
 541-575-1134

Wade Waddel
waddelw@grantcounty-or.gov



CIDNET Video

CUE Count	92
Data MB Used	1,329.49
Revenue	\$398.84
Rev. Share %	45.00%
Revenue Share	\$179.47



CIDNET Mail

CUE Count	2,880
Data MB Used	990.10
Revenue	\$297.03
Rev. Share %	45.00%
Revenue Share	\$133.66



CIDNET Voice

CUE Count	625
Data MB Used	3,268.37
Revenue	\$980.50
Rev. Share %	45.00%
Revenue Share	\$441.22




CIDNET Totals

CUE Count	3,597
Data MB Used	5,587.96
Revenue	\$1,676.37
Rev. Share %	45.00%
Revenue Share	\$754.35

 **CIDNET Video**

CUE Count	86
Data MB Used	1,174.85
Revenue	\$352.45
Rev. Share %	45.00%
Revenue Share	\$158.60

 **CIDNET Mail**


CUE Count	3,590
Data MB Used	1,250.15
Revenue	\$375.04
Rev. Share %	45.00%
Revenue Share	\$168.76

 **CIDNET Voice**


CUE Count	1,070
Data MB Used	5,464.35
Revenue	\$1,639.30
Rev. Share %	45.00%
Revenue Share	\$737.68

 **CIDNET Totals**


CUE Count	4,746
Data MB Used	7,889.35
Revenue	\$2,366.79
Rev. Share %	45.00%
Revenue Share	\$1,065.04

 **CIDNET Video**

CUE Count	66
Data MB Used	888.58
Revenue	\$266.57
Rev. Share %	45.00%
Revenue Share	\$119.95

 **CIDNET Mail**

CUE Count	2,368
Data MB Used	820.05
Revenue	\$246.01
Rev. Share %	45.00%
Revenue Share	\$110.70

 **CIDNET Voice**

CUE Count	815
Data MB Used	4,843.77
Revenue	\$1,453.13
Rev. Share %	45.00%
Revenue Share	\$653.90

 **CIDNET Totals**

CUE Count	3,249
Data MB Used	6,552.41
Revenue	\$1,965.71
Rev. Share %	45.00%
Revenue Share	\$884.55

Grant County Jail Inmate Fund
Sales by Item Summary
 October through December 2022

	Oct - Dec 22			
Service	Qty	Amount	% of Sales	Avg Price
Donated	12	29.15	0.2%	2.43
Jail Damage Reimbursement	4	436.82	2.4%	109.21
Med Charge (Reimbursement for medical costs)				
weekly med fee	1	0.80	0.0%	0.80
Med Charge (Reimbursement for medical costs) - Other	25	27.35	0.1%	1.09
Total Med Charge (Reimbursement for medical costs)	26	28.15	0.2%	1.08
Phone Data	255	1,358.73	7.4%	5.33
Total Service	297.00	1,852.85	10.1%	6.24
Other Charges				
Commissary (Commissary)	217	3,964.94	21.5%	18.27
commissary pack (commissary pack)	39	114.00	0.6%	2.92
IWPAY (Inmate worker Pay)	-27	-175.00	-1.0%	6.48
Misc				
Copies	1	0.30	0.0%	0.30
Misc - Other	3	832.94	4.5%	277.65
Total Misc	4	833.24	4.5%	208.31
Release (Release)	34	11,823.82	64.2%	347.76
Total Other Charges	267.00	16,561.00	89.9%	62.03
TOTAL	564	18,413.85	100.0%	32.65